



2025

MOVE-IN GUIDE

@studentlifemsu

 LIVE ON




WELCOME TO MICHIGAN STATE!

Residential and Hospitality Services is excited to share your official move-in guide! This is a helpful reference for some of the more common questions you may have leading up to and on move-in day.

It is important that you arrive to campus during your scheduled move-in day and time to ensure a smooth move-in process. We ask that you arrive on campus in one vehicle to reduce traffic congestion. Only one vehicle can unload in our designated unloading zones within your 30-minute arrival window; any additional vehicle can be unloaded from assigned long-term parking. Due to traffic, unloading zones and parking, U-Hauls, trailers and campers are prohibited.

We do not limit the number of helpers each student is allowed to bring but strongly encourage students be thoughtful and remember rooms and halls can feel crowded! Additionally, the dining pass provides meals for two helpers. Anyone else must pay at the dining location. Our teams have been working hard this summer to prepare for your arrival in the fall and are excited to welcome you to your new home!





MOVE-IN DAYS & TIMES

Move-in is spread out over several days to keep the process running smoothly and create a more enjoyable experience for Spartans and their families. You need to select a specific move-in time in your My Housing account. This time is when you first arrive to your residence hall for check-in and unloading.

- Incoming students will move in Tuesday, Aug. 19 and Wednesday, Aug. 20.
- Returning students will move in Wednesday, Aug. 20 and Thursday, Aug. 21.

If you need to change your selected move-in time, log in to your My Housing account and click “select a move-in time.”

Early Arrivals

If you have been approved for an early arrival through an academic program, campus department or other designation, you can now book your early arrival in your My Housing account. International students work with the Office for International Students and Scholars (OISS) on their arrival plans.



REMEMBER,
Michigan is still warm in August!
Be sure to dress accordingly.





ON MOVE-IN DAY

Move-in day can be stressful, but our team is here to make it as smooth as possible for you and your families!

1

Arriving To Campus

- We ask that you only bring one vehicle to campus and remember less is more when packing.
- If possible, pick up your MSU ID prior to checking in. See page 6.
- As you arrive to campus, follow the MSU app instructions and directional signs leading you to your hall and unloading zone. This may be different than what your GPS says.
- At your hall, you will be directed to an unloading space. The driver must stay with the vehicle as you head to check in.

2

Checking in to Your Hall

- Each neighborhood has different check-in locations. For yours, visit liveon.msu.edu/Check-In-Locations.
- You will receive your room key, a meal voucher for two move-in helpers and other helpful info for the day.

3

Unloading Your Belongings

- As you check in, your move-in helpers can begin unloading the vehicle. Move-in carts will be available to help you bring your items to your room.
- The driver will need to move the vehicle to the long-term neighborhood parking lot **as soon as it is unloaded**.
- Once at your room, place your things in your room and return the move-in carts. Then you can unpack and set up your space!
- Take broken down cardboard and trash to the large bins near the loading docks of your hall. See page 12 for more recycling and sustainability info.



Move-In Tip

Avoid clutter by unboxing items at home so you don't need to do it in your room on move-in day!

MOVE-IN WEEKEND IS A BUSY TIME!

Please use the MSU App for specific move-in instructions and GPS coordinates for each residence hall.



LONG-TERM PARKING

It's important to move to long-term parking as soon as you unload your vehicle. CATA bus routes will be running all week for those who have mobility concerns or prefer public transportation over walking.

Download the Transit app via App Store or Google Play to see CATA bus stops and routes, or visit cata.org. We will also post suggested routes on the Live On website.

SURROUNDING CONSTRUCTION AND TRAFFIC

Please take increased traffic and construction projects into consideration when planning your trip to campus. With construction on US-127, several routes near campus will be closed. We have the following resources to assist you in your drive and arrival to campus:

- The MSU Live On website will have neighborhood-specific maps on how to enter campus and arrive to your hall's unloading zone.
- The MSU App will have a move-in section with GPS coordinates for your campus entrance, unloading zone, check-in location and designated parking lot.
- The MOVEIN2025 texting channel will provide updates on any traffic issues or parking lot changes. Sign up by texting MOVEIN2025 to 888777. Message and data rates may apply.





MSU ID CARD PICKUP

Incoming students for fall 2025 who have uploaded an approved photo can pick up their ID card at the MSU ID Office, inside the International Center, until Aug. 15. From Aug. 18-22, you can visit Room 1201 in the STEM Building.

Students are welcome and encouraged to visit the ID Office during open hours in August to pick up their ID early! Visit idoffice.msu.edu/students/stu-new-student-current for additional details.

SERVICE CENTERS

At your Service Center, you can:

- Pick up mail and packages
- Obtain a temporary key or access card
- Check out community kitchen and music practice room keys
- Exchange linen packets
- Pick up/check out necessities like toilet paper or a vacuum
- And much more!

Visit liveon.msu.edu/servicecenters for hours and locations.



MAIL & PACKAGES


- MSU accepts packages from recognized carriers only. Items cannot be dropped off by an individual or a food delivery service.
- Items can be sent to your hall prior to move-in! Packages can arrive to the halls beginning Monday, Aug. 11. Any item received prior to Aug. 11 will be returned to the sender.
- Mail should be addressed to an individual student resident or MSU employee working within a residence hall using the residence hall room number and appropriate ZIP+4 code.

Student's Name (please use the name on the student's MSU ID card)

Hall Name and Room Number

Street Address

East Lansing, MI 48825





DINING AT MOVE-IN

Spartans and two move-in helpers are invited to enjoy a complimentary meal on move-in day. Students will pick up meal vouchers upon check-in to their residence hall and when you're ready, simply visit the dining hall or retail option listed on the voucher to enjoy a meal on us! Please note, the meal voucher provides meals for two helpers. Anyone else must pay at the dining location.

2025-26 DINING OPTIONS AND RESOURCES



MSU Culinary Services looks forward to serving you during the upcoming school year by providing flexible, convenient dining options. Aside from your dining plan, below are some key topics for dining on campus at MSU. Learn more at eatatstate.com/FAQs.

Combo-X-Change (combo or CX)

- Use up to 12 per week, Sunday-Saturday
- CX options at retail locations like Sparty's, Starbucks, Strange Matter Coffee Co., and Panera Bread

Mobile Ordering

- Preorder meals for pickup through the Grubhub app
- Included as a CX option with the Silver, Gold and Platinum dining plans
- Spartan Cash and debit/credit cards also accepted

Grab & Go

- Sparty's Market at 1855 Place, Holden and Holmes halls
- The Workshop at STEM
- Sparty's at Brody and Case

Nutrition and Allergens

- Nationally recognized food allergy program
- Registered dietitian available for guidance around food allergies/dietary restrictions
- Halal, kosher, vegan, vegetarian, gluten-friendly and nut-conscious options
- Thrive, a Certified Free From™ allergen-free dining hall in Owen; designated allergen-conscious areas in all dining halls

MOVE-IN PARKING ON CAMPUS






Move-In Tip

Join the MOVEIN2025 texting channel for traffic and parking updates.



For the latest maps with traffic flow information, construction, unloading zones and check-in locations, visit liveon.msu.edu/move-in.

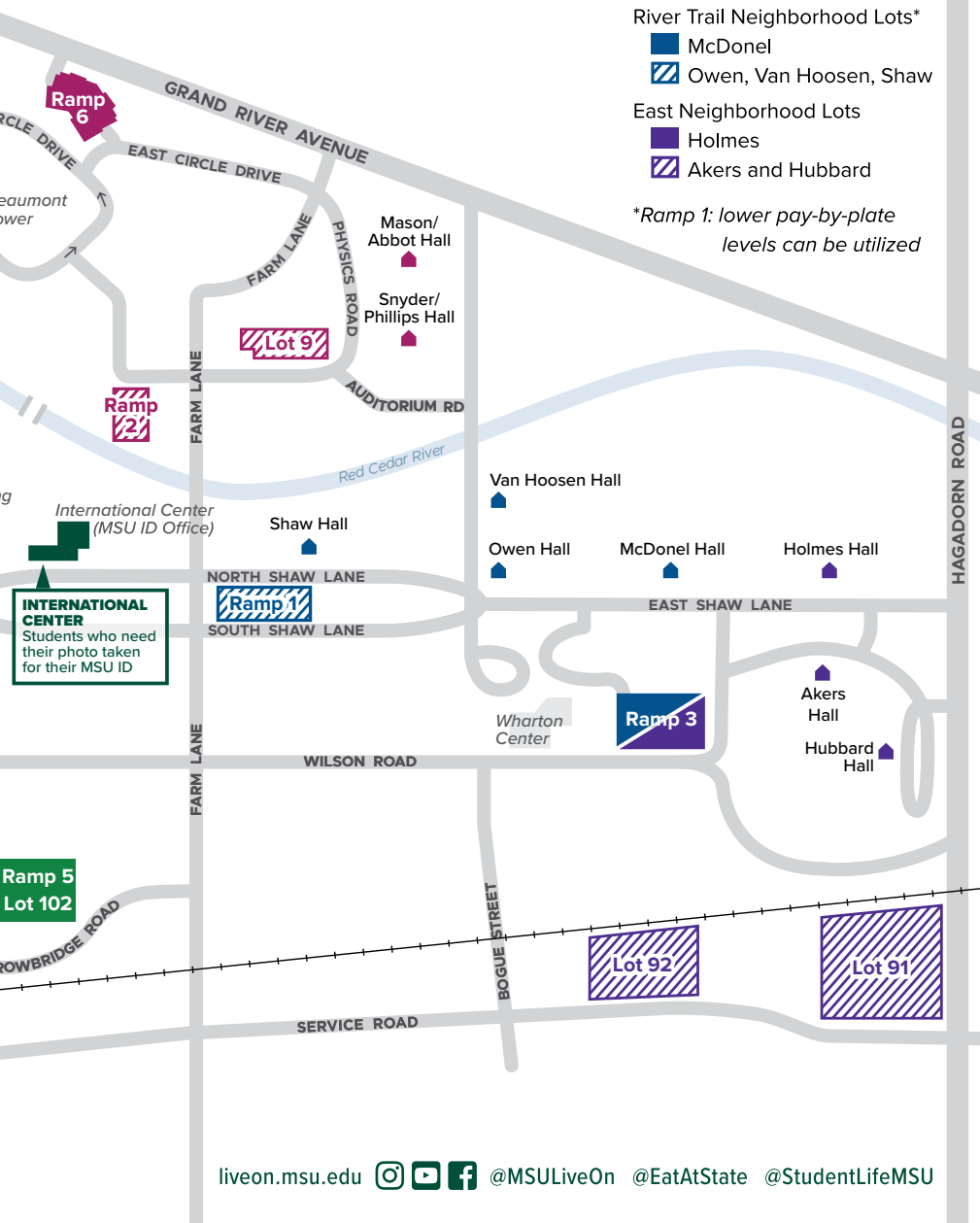
HALLS

-  Brody Neighborhood
-  North Neighborhood
-  South Neighborhood
-  River Trail Neighborhood
-  East Neighborhood

PARKING

-  Brody Neighborhood Lots
- North Neighborhood Lots
 -  West Circle
 -  Mason/Abbot Snyder/Phillips
-  South Neighborhood Lots
- River Trail Neighborhood Lots*
 -  McDonel
 -  Owen, Van Hoosen, Shaw
- East Neighborhood Lots
 -  Holmes
 -  Akers and Hubbard

**Ramp 1: lower pay-by-plate levels can be utilized*





PACKING LIST

What to Bring: Essentials

- ☐ Personal identification and MSU student ID
- ☐ Pillows, sheets (twin XL)
- ☐ Blanket, comforter
- ☐ Towels, washcloths
- ☐ Laundry bag or basket, detergent, fabric softener
- ☐ Cleaning supplies
- ☐ Fan
- ☐ Hangers
- ☐ Refillable water bottle
- ☐ Personal toiletries
- ☐ Hair dryer, styling tools, shampoo/conditioner
- ☐ Medications, first aid supplies
- ☐ School supplies

What to Bring: Optional

- ☐ Compact microwave
- ☐ Mini-refrigerator
- ☐ TV
- ☐ Surge protector/power strip
- ☐ Dishes
- ☐ Iron, ironing board
- ☐ Thermometer
- ☐ Shower Caddy

Move-In Tip

Consider bringing a dolly for moving larger items.

If you're looking at bedding options, the Spartan Bookstore is offering bundles you can order ahead of time and pick up at the bookstore in the International Center at move-in! Learn more at bkstr.com/spartanbookstore/shop/specialty-shops/campus-living-bedding-bundles.

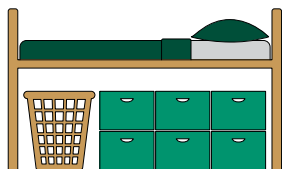
Do Not Bring*

- | | | |
|--|--|--|
| <input type="checkbox"/> Indoor grills | <input type="checkbox"/> Dry-erase boards (not allowed on doors) | <input type="checkbox"/> Weapons of any kind |
| <input type="checkbox"/> Toaster/oven | <input type="checkbox"/> Halogen lamps | <input type="checkbox"/> Air fryers |
| <input type="checkbox"/> Wi-Fi router | <input type="checkbox"/> Candles | <input type="checkbox"/> Personal AC units |
| <input type="checkbox"/> Hot plate | | <input type="checkbox"/> Electric Scooters/Bikes |

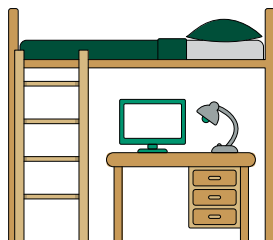
* Please see the On-Campus Housing Handbook for additional prohibited items.

liveon.msu.edu/documents

BED CONFIGURATION OPTIONS



Trundle This setup allows for limited storage space below.



Lofted Lofted beds allow enough room below for desks, shelves, futons, etc. This is the standard bed configuration in all halls.

Double rooms will be set to one lofted and one trundled bed at move-in, unless the layout does not allow for this. Akers units will have three lofted beds and one trundled bed. Residents of halls, other than Hubbard Hall, may adjust their university-provided bed equipment, consistent with reasonable usage as designed. Residents may not construct their own lofts of furniture and must use the university-provided items. Instructions are provided at liveon.msu.edu/beds.

If residents are unsure of how to properly raise and lower their bed, or need assistance, they should reach out to REHS Facilities staff through an online maintenance request.

While bed adjustments cannot be accommodated during move-in, residents can request a bed adjustment by submitting a maintenance request at liveon.msu.edu/maintenance. Facilities will begin bed adjustments in September.

WHAT'S IN YOUR ROOM?

Modular furniture is provided in all rooms. Additional pieces of furniture may be added.

- Loftable bed
- Dresser
- Closet
- Twin XL mattress
- Overhead lights/blinds
- Trash can
- Desk and desk chair

Optional: Included with your room is the weekly exchange of a university-provided linen packet of two white sheets, a pillow case and two towels.

Furniture cannot be removed from rooms.



**Check Out Our
360-DEGREE
Room Views**

liveon.msu.edu/360tours

PACK UP. PITCH IN. MOVE IN!

Pack Up. Pitch In. has been an important part of MSU's sustainability efforts for more than 25 years. Move-In is an important part of our campus sustainability efforts. Here is how you can help during move-in:

- Only bring what you need to campus (you often need less than you think)! This includes room decor and appliances.
- Pack items in containers you're already bringing, like laundry bins and backpacks.
- There will be recycling stations indoors for plastic, metal and paper.
- Trash, cardboard (please break down boxes) and Styrofoam will be discarded in bins outside of the halls, near loading docks.

The MSU Surplus Store is a great place to go if you have forgotten items at home or have stuff you need to buy! Visit msusurplusstore.com to view the catalog and store hours.



CONNECT WITH YOUR ROOMMATE

As you prepare for move-in, it is important to connect with your new roommate. Be sure to talk about room decorations, essentials and when you expect to arrive on move-in day!

After you move in, you and your roommate(s) will create a Roommate Agreement that outlines room and common area expectations and allows each person to voice their opinions. Remember: Your resident assistant (RA) can help! They can be a great resource to you as a sounding board, to mediate a conflict, or help you and your roommate develop the agreement.


Community and Floor Meetings

Residents are required to attend their specific community meeting, which will take place Aug. 18, 20 or 22. Required floor meetings will take place Aug. 23 or 24. Your community director or RA will email you time and location details.

SAFETY RESOURCES

We care about the physical and mental health, safety and well-being of our students, and we work hard to provide a safe and secure living environment for all residents.

Visit liveon.msu.edu/campus-safety for more info.



SafeMSU App

- Virtual friend walk feature
- One-touch emergency calls
- Safe Ride from the Associated Students of Michigan State University
- Night Owl from the Capital Area Transportation Authority
- Enable notifications to receive campus updates
- Available via App Store and Google Play

Green Emergency Phones

These are installed on every residence hall floor and connect directly to 911.



Building Safety

Residence halls, and most campus buildings, are locked for safety purposes and require key card access. Be sure to keep your MSU ID card on you at all times.



INCLUSIVE COMMUNITY RESOURCES

Live On and Eat at State are committed to maintaining an inclusive positive, supportive living environment in the residence halls. We want to build communities that encourage personal growth, relationship building and academic success. Our resident assistants, intercultural aides and caucuses offer support and education to help students thrive.

Learn more about resources and reporting information at liveon.msu.edu/REHS-DEI.



2025 MSU Fall Welcome

Spartans welcoming Spartans

ORIENTATION AND FALL WELCOME

After getting settled in your new space, be sure to check out Fall Welcome Presented by MSUFCU event in August! Incoming students start their in-person New Student Orientation experience the evening of Aug. 20 at the Fall Welcome Kickoff, with orientation programs running through the week. Events will introduce students to faculty, staff, and many of the resources available within the Michigan State University and East Lansing communities! Learn more at fallwelcome.msu.edu.

WE'RE HERE TO HELP

It is the role of our team to support Spartans during move-in and throughout your time in the residence halls. Resident assistants (RAs) and intercultural aides (ICAs) live in the residence halls and are great resources as you adjust to campus life and build community.

This is your home during your time at MSU, and we strive to ensure all Spartans have a positive experience while living on campus. There are many opportunities for you to get involved and learn about the ways in which we are here to support you. Visit liveon.msu.edu/campus-life to learn more.



STAY CONNECTED

Visit liveon.msu.edu and follow us on Instagram and Facebook at [@MSULiveOn](https://www.instagram.com/msuliveon) for the latest move-in information and fall housing updates. Information can change, and we promise to do our best to keep you up to date through these channels.

Watch the Fall Welcome Presented by MSUFCU website for updates on Fall Welcome events and resources: fallwelcome.msu.edu. You won't want to miss these!



Housing Assignments Office

1-877-954-8366

liveon@msu.edu

liveon.msu.edu

  [@msuliveon](https://www.facebook.com/msuliveon)



Culinary Services

517-884-0660

info@eatatstate.com

eatatstate.com

  [@eatatstate](https://www.facebook.com/eatatstate)

@studentlifemsu

Residential and Hospitality Services

Student Affairs

  [@studentlifemsu](https://www.facebook.com/studentlifemsu)

Residence Education and Housing Services
Housing Assignments Office
Michigan State University
1855 Place
550 S. Harrison Road
East Lansing, MI 48823-5117

NONPROFIT
ORG.
U.S. POSTAGE
PAID
LANSING, MI
PERMIT NO. 249

