



MOVE



IN



GUIDE

FALL 2023



**STUDENT LIFE
& ENGAGEMENT**

MICHIGAN STATE
UNIVERSITY



Welcome TO MICHIGAN STATE!

The Residence Education and Housing Services and Culinary Services teams are excited to share your official move-in guide! This is a helpful reference for some of the more common questions you may have leading up to and on move-in day.

It is important that you arrive to campus during your scheduled move-in day and time to ensure a smooth move-in process. Because of the volume of traffic on campus during move-in and amount of people in the halls, we request that students only bring one vehicle and two helpers to assist with their move (and leave the family pet at home). Please note, campers and trailers are prohibited.

Our teams have been working hard this summer to prepare for your arrival in the fall and are excited to welcome you to your new home!

MOVE-IN DAYS & TIMES

Move-in is spread out over several days to keep the process running smoothly and create a more enjoyable experience for Spartans and their families. You will need to select a move-in time slot on your assigned day in your My Housing account.

- Incoming students will move in between Tuesday, Aug. 22, and Wednesday, Aug. 23
- Returning students will move in between Wednesday, Aug. 23, and Thursday, Aug. 24

If you need to change your selected move-in time, log in to your My Housing account and click "select a move-in time."

EARLY ARRIVALS

If you have been approved for an early arrival through an academic program, campus department or other designation, you can now submit your early arrival in your My Housing account. International students work with the Office for International Students and Scholars (OISS) on their arrival plans.

Please use the MSU App for specific move-in instructions and GPS coordinates for each residence hall. Move-in weekend is a busy time! Please take increased traffic and construction projects into consideration when planning your trip to campus.



ON MOVE-IN DAY

Move-in day can be stressful, but our team is here to make it as smooth as possible for you and your families!

1

ARRIVING TO CAMPUS

- We ask that you only bring one vehicle to campus and remember less is more when packing.
- If possible, pick up your MSU ID prior to checking in. More info about ID pick-up below.
- As you arrive to campus, follow the MSU app instructions and directional signs leading you to your hall and an unloading zone. This may be different than what your GPS says.
- At your hall, you will be directed to an unloading space. The driver should stay with the vehicle as you head to check-in.

2

CHECKING IN TO YOUR HALL

- Each neighborhood has different check-in locations. For yours, visit liveon.msu.edu/Check-In-Locations.
- You will receive your room key and check-in bag with helpful info and items for the day, including a meal voucher for two move-in helpers.

3

UNLOADING YOUR BELONGINGS

- As you check in, your move-in helpers can begin unloading the vehicle. Move-in carts will be available to help you bring your items to your room.
- The driver will need to move the vehicle to the long-term neighborhood parking lot once it is unloaded.
- Once at your room, place your things in your room and return the move-in carts. Then you can unpack and set up your space!

MSU ID CARD PICKUP

Incoming students for fall 2023 who have uploaded an approved photo can pick up their ID card at the STEM building, located at 642 Red Cedar Rd. All other ID card pickup, and any ID card issues, are handled by the ID Office in the International Center. Starting Aug. 21, you can visit the STEM building and ID Office from 8 a.m.-6 p.m. Monday through Thursday and the ID Office 8 a.m.-4:45 p.m. on Friday. Visit idoffice.msu.edu for details.

REMEMBER, MICHIGAN IS STILL WARM IN AUGUST! BE SURE TO DRESS ACCORDINGLY.



DINING AT MOVE IN

Spartans and their two move-in helpers are invited to enjoy a complimentary meal on move-in day. Students will pick up meal vouchers upon check-in to their residence hall and when you're ready, simply visit the dining hall listed on the voucher to enjoy a meal on us!

2023-24 DINING OPTIONS AND RESOURCES

MSU Culinary Services (CS) looks forward to serving you during the upcoming school year by providing flexible, convenient dining options. Aside from your dining plan, below are some key topics for dining on campus at MSU. Learn more at eatatstate.com/FAQs.

Combo-X-Change (combo or CX)

- Use up to 12 per week, Sunday-Saturday
- CX options at retail locations like Sparty's, Starbucks and Panera
- Also good for takeout

Grab & Go

- Can be used as another CX option
- Chef-made, prepackaged meals at Holden and Holmes dining halls as well as retail spots like Sparty's Market

Mobile Ordering

- Preorder meals for pickup through the Transact Mobile Ordering app
- Included as a CX option with the Silver, Gold, and Platinum dining plans
- Spartan Cash and debit/credit cards also accepted

Nutrition and Allergens

- Nationally recognized food allergy program
- Registered dietitian available for guidance around food allergies/dietary restrictions
- Halal, kosher, vegan, vegetarian, gluten-friendly and nut-conscious options
- Thrive, a Certified Free From™ allergen-free dining hall in Owen; designated allergen-conscious areas in all dining halls

WE'RE HERE TO HELP

It is the role of our team to support Spartans during move-in and throughout your time in the residence halls. Resident assistants (RAs) and Intercultural Aides (ICAs) live in the residence halls and are great resources as you adjust to campus life and build community.

This is your home during your time at MSU, and we strive to ensure all Spartans have a positive experience while living on campus. There are many opportunities for you to get involved and learn about the ways in which we are here to support you. Visit liveon.msu.edu/campus-life to learn more.

SERVICE CENTERS

At your Service Center, you can:

- Pick up mail and packages
- Obtain a temporary key or access card
- Check out community kitchen and music practice room keys
- Exchange linen packets
- Pick up toilet paper/other necessities
- Check out a vacuum or broom
- Submit an emergency maintenance request
- And much more!

Visit liveon.msu.edu/servicecenters for hours and locations.

MAIL & PACKAGES

- MSU accepts packages from recognized carriers only. Items cannot be dropped off by an individual or a food delivery service.
- Items can be sent to your hall prior to move-in! Packages can arrive to the halls beginning Monday, Aug. 14. Any item received prior to Aug. 14 will be returned to the sender.
- Mail should be addressed to an individual student resident or MSU employee working within a residence hall using the residence hall room number and appropriate ZIP+4 code.

Student's Name (please use the name on the student's MSU ID card)
Hall Name and Room Number
Street Address
East Lansing, MI 48825



MOVE-IN PARKING ON CAMPUS

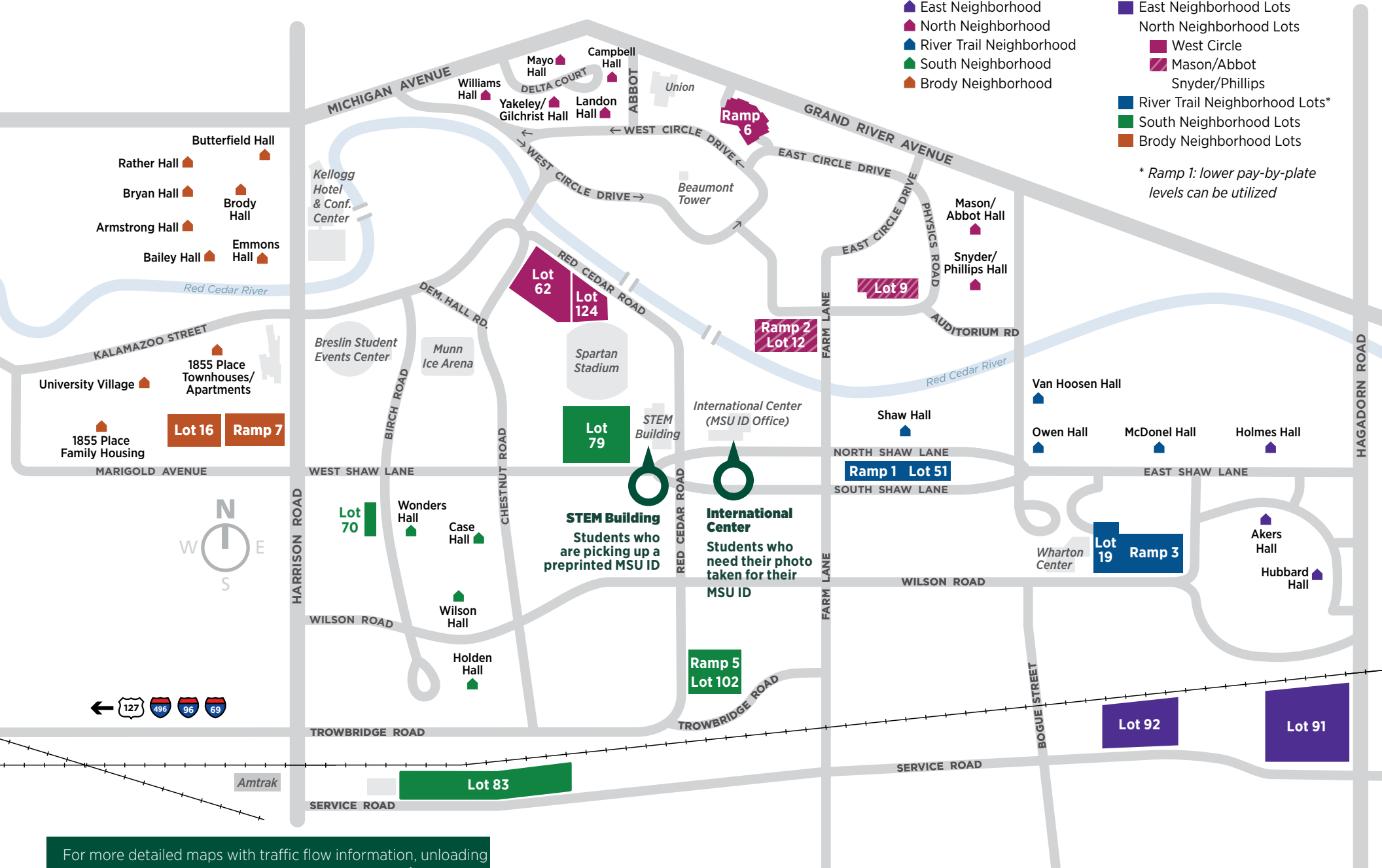
HALLS

- East Neighborhood
- North Neighborhood
- River Trail Neighborhood
- South Neighborhood
- Brody Neighborhood

PARKING

- East Neighborhood Lots
- North Neighborhood Lots
- West Circle
- Mason/Abbot
- Snyder/Phillips
- River Trail Neighborhood Lots*
- South Neighborhood Lots
- Brody Neighborhood Lots

* Ramp 1: lower pay-by-plate levels can be utilized



For more detailed maps with traffic flow information, unloading zones, and check-in locations, visit liveon.msu.edu/move-in.

PACKING LIST

WHAT TO BRING: ESSENTIALS

- Personal identification and MSU student ID
- Pillows, sheets (twin XL)
- Blanket, comforter
- Towels, washcloths
- Laundry bag or basket, detergent, fabric softener
- Cleaning supplies
- Hangers
- Refillable water bottle
- Personal toiletries
- Hair dryer, styling tools, shampoo/conditioner
- Medications, first aid supplies
- School supplies

DO NOT BRING*

- Indoor grills
- Toaster/oven
- Wi-Fi router
- Hot plate
- Dry-erase boards (not allowed on doors)
- Halogen lamps
- Candles
- Weapons of any kind
- Air fryers
- Personal AC units
- Electric scooters/bikes

* Please see the On-campus Housing Handbook for additional prohibited items. liveon.msu.edu/documents

WHAT TO BRING: OPTIONAL

- Compact microwave
- Mini-refrigerator
- Fan
- TV
- Surge protector/power strip
- Dishes
- Iron, ironing board
- Thermometer
- Shower caddy

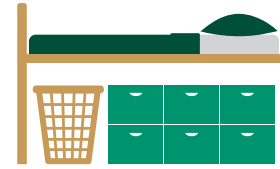
The University Activities Board (UAB), which plans events for students, by students, has partnered with Dormify, providing a chance to support UAB programming while ordering helpful items for your room. Check out bedding, decor, storage and organization essentials at msu.dormroom.com!

PACK UP. PITCH IN.

Pack Up. Pitch In. has been an important part of MSU's sustainability efforts for more than 25 years. Here is how you can help during move-in:

- Only bring what you need to campus (you often need less than you think)!
- Pack items in containers you're already bringing, like laundry bins and backpacks.
- There will be recycling stations indoors for paper, boxboard, glass, plastics and household metals.
- Trash, cardboard (please break down boxes) and polystyrene will be discarded in bins outside of the halls, near loading docks.

BED CONFIGURATION OPTIONS



TRUNDLE This setup allows for limited storage space below.



LOFTED Lofted beds allow enough room below for desks, shelves, futons, etc. This is the standard bed configuration in all halls.

Double rooms will be set to one lofted and one trundled bed at move-in, unless the layout does not allow for this. Akers units will have three lofted beds and one trundled bed. While bed adjustments cannot be accommodated during move-in, residents can request a bed adjustment by submitting a maintenance request at liveon.msu.edu/maintenance. Facilities will begin bed adjustments in September.


WHAT'S IN YOUR ROOM?

Modular furniture is provided in all rooms. Additional pieces of furniture may be added.

- Loftable bed
- Twin XL mattress
- Desk and desk chair
- Dresser
- Overhead lights/blinds
- Closet
- Trash can

Optional: Included with your room is the weekly exchange of a university-provided linen packet of two white sheets, a pillow case and two towels.

Furniture cannot be removed from rooms.



CHECK OUT THE **360-DEGREE VIRTUAL TOURS** FOR A VIEW OF OUR ROOMS AT

liveon.msu.edu/360tours.

CONNECT WITH YOUR ROOMMATE

As you prepare for move-in, it is important to connect with your new roommate. Be sure to talk about room decorations, essentials and when you expect to arrive on move-in day!

After you move in, you and your roommate(s) will create a Roommate Agreement that outlines room and common area expectations and allows each person to voice their opinions. Remember: Your resident assistant (RA) can help! They can be a great resource to you as a sounding board, to mediate a conflict, or help you and your roommate develop the agreement.



FALL WELCOME

After getting settled in your new space, be sure to check out Fall Welcome! Events kick off on campus Aug. 22. Fall Welcome is designed to help students transition to our world-class university. Events will introduce students to faculty, staff, and many of the resources available within the Michigan State University and East Lansing communities! Learn more at spartanexperiences.msu.edu.

DIVERSITY, EQUITY, INCLUSION AND BELONGING

Residence Education and Housing Services (REHS) and Culinary Services (CS) are committed to fostering a diverse, equitable, inclusive and safe environment for Spartans living and dining in our on-campus residential housing community. Our work focuses on the values of diversity, equity, inclusion, belonging and social justice to build communities that encourage personal growth, relationship building and academic success.

Visit liveon.msu.edu/REHS-DEI for information on resources, education and training, reporting processes, and more.

REHS DEI DASHBOARD

The REHS DEI Dashboard is a key tool for REHS to effectively change systems of dominance and inequity in the department and create a sense of restored community. Learn more at liveon.msu.edu/REHS-DEI-Dashboard.

YOUR SAFETY IS OUR TOP PRIORITY

We care about the physical and mental health, safety and well-being of our students, and we work hard to provide a safe and secure living environment for all residents. Visit liveon.msu.edu/campus-safety for more.

SAFEMSU APP

- Virtual friend walk feature
- One-touch emergency calls
- Safe Ride from the Associated Students of Michigan State University
- Night Owl from the Capital Area Transportation Authority
- Available via App Store and Google Play

GREEN EMERGENCY PHONES

- Installed on every residence hall floor and connect directly to 911.

EMERGENCY NOTIFICATION SYSTEM

- Sends emergency text messaging to MSU community members.
- Visit alert.msu.edu to review and update contact information.

MENTAL HEALTH

- MSU's Counseling & Psychiatric Services (CAPS) offers confidential, same-day help and digital resources. 24/7 virtual crisis counseling is available at 517-355-8270. caps.msu.edu

BUILDING SAFETY

- Residence halls, and most campus buildings, are locked for safety purposes and require key card access. Be sure to keep your MSU ID card on you at all times.
- Security cameras are strategically placed to enhance the overall safety and security of the residence halls. Cameras are not installed in individual rooms, bathrooms, restrooms or private spaces.

STAY CONNECTED

Visit liveon.msu.edu and follow us on **Instagram**, **Facebook** and **Twitter** at **@MSULiveOn** for the latest move-in information and fall housing updates. Information can change, and we promise to do our best to keep you up to date through these channels.

Watch the Fall Welcome site for updates on fall welcome events and resources: spartanexperiences.msu.edu/fall-welcome. You won't want to miss these!



HOUSING ASSIGNMENTS OFFICE
1-877-954-8366 • liveon@msu.edu
liveon.msu.edu



CULINARY SERVICES
517-884-0660 • info@eatatstate.com
eatatstate.com

Residence Education and Housing Services
Housing Assignments Office
Michigan State University
1855 Place
550 S. Harrison Road
East Lansing, MI 48823-5117

NONPROFIT
ORG.
U.S. POSTAGE
PAID
LANSING, MI
PERMIT NO. 249

