

live here.  
eat here.  
succeed here.





**LIVE ON**

at **MICHIGAN STATE UNIVERSITY**

<https://www.youtube.com/watch?v=GdO7zX414ZE>

# SUPPORT FOR YOUR STUDENT



**Housing  
Assignments  
Office**



**Residence  
Education**



**Maintenance  
& Facilities**



**Service  
Centers**



**Culinary  
Services**



**Engagement  
Centers**



**MSU Police  
Department**

# ROOMMATES & ROOM CHANGES

## Roommates

Notification in mid-July

Connect before move-in

Students will meet their suitemates at move-in

Resident Assistant is available to help with adjusting to college life

## Room Changes

Room assignments are final until two weeks after move-in.

Students can contact the Community Director in their hall for information on room changes after move in.



# MOVE IN 2019: *When to Arrive*

**New student move in is now Saturday, August 24 and Sunday, August 25**


**Saturday, August 24**

**Students on even  
floors will move-in.**

**Sunday, August 25**

**Students on odd  
floors will move-in.**

**Specific times for your student's floor will be shared in July**



**Move-In Early!**  
Join the  
Welcome Team

# MOVE IN 2019: Welcome Home, Spartans!

Assigned times begin at 8:00 a.m.

Assigned move-in time emailed to your student's MSU email in July

Move-in guide mailed home in early August

Complimentary meal on move-in day for students & families!

Students will pick up meal vouchers during check-in

Designated unloading zones

Welcome Team Volunteers to help with the process

Unload your vehicle, move to designated lot for parking, help your student unpack



# RESIDENCE HALLS: What's Included?



## Room Types

Community Style

Suite Style

Quad Style



## Furniture

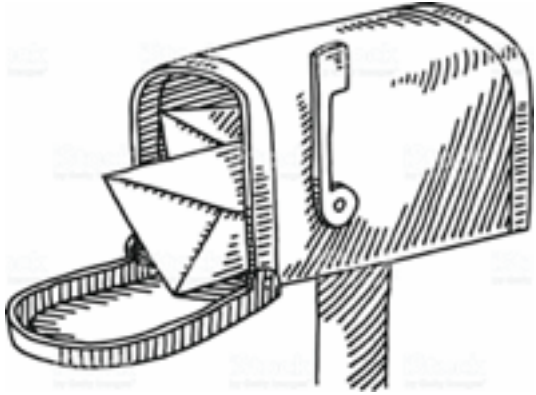
Desk, office chair, modular  
twin extra-long bed,  
dresser, stackable shelves



## Features

Cable, Internet/Wi-Fi, utilities,  
free laundry facilities, fitness  
centers, community kitchens,  
study lounges, engagement  
centers with tutoring & nurse  
practitioner


# Service Center: What's Included?



## Mail & Packages

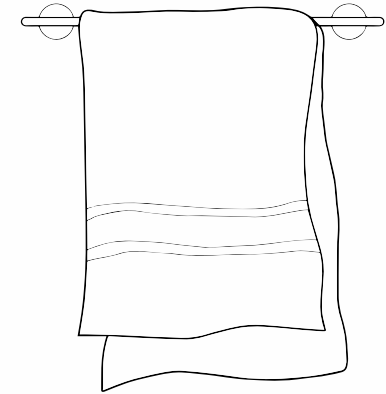
USPS  
FedEx  
UPS  
MSU Bakers

Please no perishable items  
Ex. Food, meal prep kits,  
grocery delivery



## Check Out

Vacuum  
Broom  
Social Activities  
Temporary key or access card



## Linen Exchange

Two white sheets, two towels,  
and a pillow case that can be  
exchanged weekly at your hall  
service desk



# WI-FI & CABLE: What's Included?

## Wi-Fi

All student rooms have access to  
MSU Wi-Fi

To ensure proper and fast connection, we ask that  
students do **NOT** bring their own routers into the  
residence halls

Wi-Fi is also available in all public areas within the  
residence halls



## CABLE TELEVISION?

All student rooms are digital cable-ready

A TV and Coax Cable are required for hook up


Premium and DVR packages are available

For more information on cable at MSU visit:  
[ipf.msu.edu/services/cable-tv/students.html](http://ipf.msu.edu/services/cable-tv/students.html)

# WHAT TO BRING & WHAT NOT TO BRING


## ALLOWED

Microwave (.9 cubic feet/750 Watts max)  
Mini-refrigerator (5 cubic feet/1.5 amp max)  
Standard size futon  
Fans



## PROHIBITED

Indoor grills  
Halogen lamps  
Candles  
Pets (except fish and service animals)  
Space heaters  
Personal air conditioners



# EAT AT STATE: Dining at MSU

## 10 RESIDENTIAL DINING HALLS

### Combo-X-Change

*On the Go Dining*

Sparty's, Sparty's Market at 1855 Place,  
Union Food Court, QUE at International  
Center, Eat at State On-The-Go Food Truck,  
Takeout at any residential dining hall

### Unlimited Plans

DineOn Platinum  
DineOn Gold  
DineOn Silver

### Dietary Accommodations

Kosher and Halal options available  
as well as nut-friendly  
& allergen-free dining halls.

**For more information, visit [eatatstate.com](http://eatatstate.com)**



# EAT AT STATE: Nutrition & Allergens

## Registered Dietitians



Gina Keilen

[keileng@msu.edu](mailto:keileng@msu.edu)



Kelsey Patterson

[patte546@msu.edu](mailto:patte546@msu.edu)



**This all-new dining experience features three distinct venues, certified by Kitchens With Confidence to be free from the top 8 allergens (eggs, milk, soy, wheat, peanuts, tree nuts, fish and shellfish), plus gluten. Thrive will be sesame conscious.**

**Located at Riverwalk Market in Owen.**

**For more information, visit [eatatstate.com](http://eatatstate.com)**

# SPARTAN CASH: MSU's official debit plan




Declining balance account

Accessible through MSU ID

Can be used to purchase goods and services at participating locations,  
including off-campus locations

For more information, visit

[spartancash.com](http://spartancash.com)



# SAFETY & SECURITY

**Your safety  
is our top  
priority.**

*Your living wing and  
elevators are locked 24/7.*

MICHIGAN STATE  
UNIVERSITY

Residence Education  
and Housing Services  
Residential and Hospitality Services




Residential areas locked 24 hours a day

Halls equipped with fire alarm systems, fire-rated doors, hard wired smoke detectors and fire extinguishers

Student rooms feature peepholes, smoke detectors and secure key-hole locks

Community policing



# SAFETY & SECURITY



Emergency Green Light phones on each residence hall floor and across campus

MSU Alert System notifies community in the event of an emergency

Sign up for MSU Alerts at

[alert.msu.edu](https://alert.msu.edu)

# SAFETY & SECURITY

HELP YOUR STUDENT TO ALWAYS KEEP PERSONAL SAFETY  
IN MIND, BY REMINDING THEM TO:

Lock room doors

Never prop or hold exterior doors

Walk in groups at night

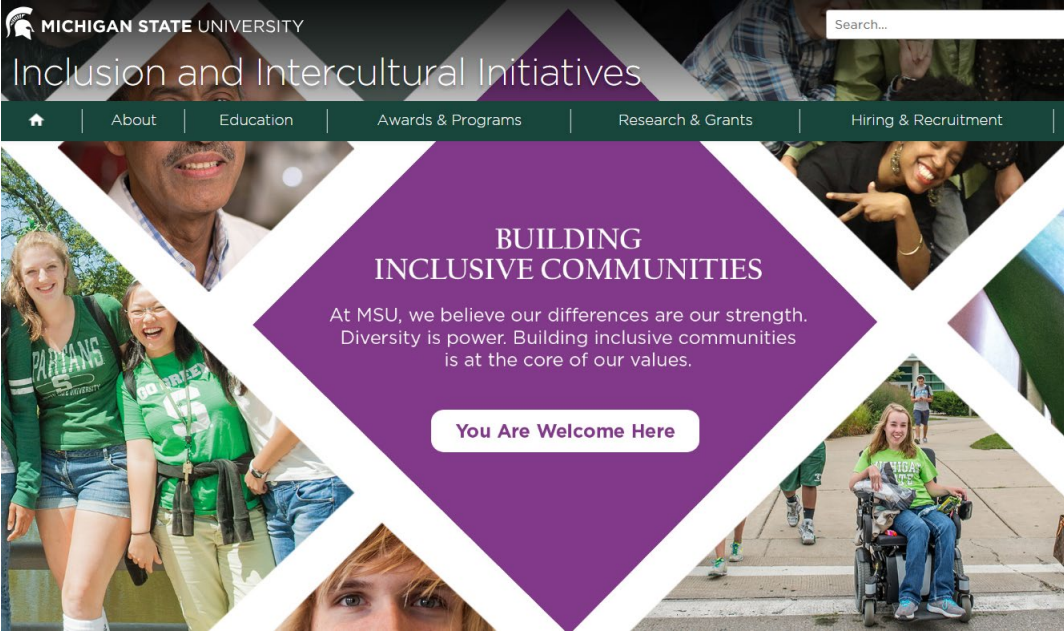
Make sure someone knows where they are going and when  
they will return



# BUILDING INCLUSIVE COMMUNITIES



MSU and the Division of Residential and Hospitality Services are committed to fostering a diverse, inclusive and safe environment for all Spartans living on campus.



RESOURCES  
[inclusion.msu.edu](https://inclusion.msu.edu)  
[liveon.msu.edu/content/diversity-and-inclusion](https://liveon.msu.edu/content/diversity-and-inclusion)

# THE SPARTAN COMPASS PROGRAM

New students who live in Akers and Hubbard halls will be included in the Spartan Compass program – an environment for first-year students that encourages inclusive community building and helps foster a successful transition into the Spartan community!

## Key Features

- Events tailored to the first-year experience
- Resident Assistants (RAs) focused on floor engagement and individual support
- Community Resident Assistants (CRAs) who foster resident connections and create community-wide events
- Increased opportunities to become involved with student organizations
- Opportunities to engage across difference and build community
- Academic coaching to support students in learning the skills they need to be successful
- An optional first-year seminar course to help introduce students to MSU
- Spartan connections and MSU traditions throughout the year



# BE SPARTAN GREEN

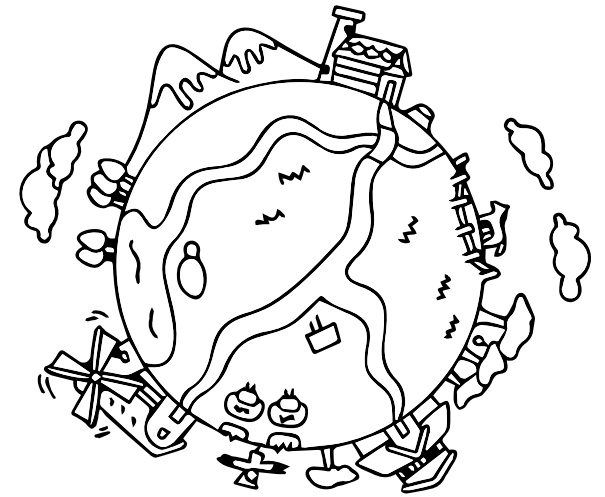
Recycling available throughout campus,  
including residence halls



Partnerships with local, regional and student  
organic farmers

For more information, visit

[recycle.msu.edu](https://recycle.msu.edu)



# WORK WITH US: Employment at MSU

The Division of Residential and Hospitality Services offers several on-campus job opportunities

Residence halls  
Dining halls  
and much more!

For more information, and to apply, visit

[jobs.rhs.msu.edu](https://jobs.rhs.msu.edu)

# QUESTIONS: Housing and Dining Guide!



Be sure to pick up our **BRAND NEW** Housing and Dining Guide for Parents & Families at our table at the Resource Fair!

BRAND NEW  
For 2019!

# QUESTIONS: *We're here to help!*

## Residence Education and Housing Services

*Housing Assignments Office*

517-884-5483

or 1-877-9 LIVE ON

[liveon@msu.edu](mailto:liveon@msu.edu)

[liveon.msu.edu](http://liveon.msu.edu)

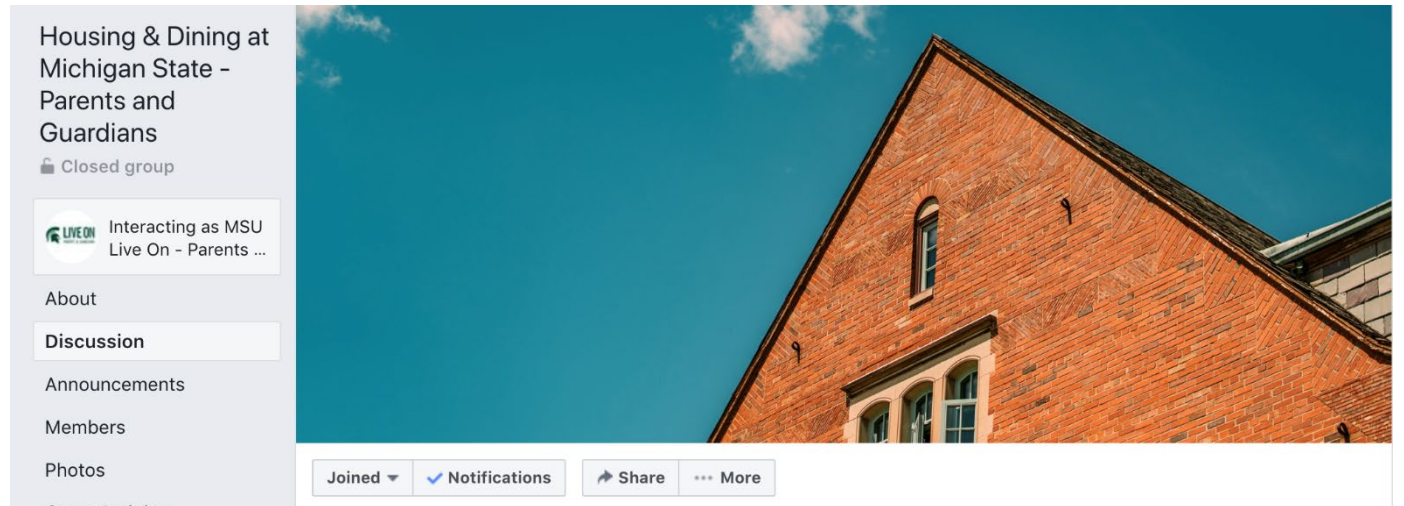
## Culinary Services

517-884-0660

[info@eatatstate.com](mailto:info@eatatstate.com)

[eatatstate.com](http://eatatstate.com)

Join the *Housing & Dining at Michigan State – Parents and Guardians*



The screenshot shows a Facebook group interface. On the left is a navigation menu with options: About, Discussion (highlighted), Announcements, Members, and Photos. The main content area features a large photograph of a red brick building with a gabled roof and a small window. Below the photo are buttons for 'Joined', 'Notifications', 'Share', and 'More'. The group name and 'Closed group' status are visible at the top of the page.